

GLIMPSES OF ACTIVITIES CONDUCTED IN THE MONTH OF JULY

CLASS - I

ACTIVITY: Scoop to Sort

The young learners engaged themselves in this fun learning activity by sorting the scoop of words and placing them on their respective cones of a & an. This activity helped them in revising the topic thoroughly in a play way method.



ACTIVITY: Pop Corn Toss

In this interesting activity, the kids were asked to take out one slip each with the numbers written on it from the popcorn tub. Now they need to compare the two numbers and have to place the correct sign of $<$, $>$ or $=$.



गतिविधि: शब्द बरखा

इस गतिविधि के द्वारा छात्रों ने अनेक आ की मात्रा के शब्दों का मौखिक व लिखित अभ्यास किया |

ACTIVITY: Bundle Me Up

The young learners understood the place value of ones and tens through this hands-on-activity. They realized the importance of place values to carry out simple math calculations. Many real-life objects like ice-cream sticks, pencils, crayons etc. were used to conduct the activity.



ACTIVITY:- Healthy Teeth are Happy Teeth

As it says 'Health is Wealth', which means to live a happy life we should be healthy. Good health starts from good food so to make our students understand this more effectively we adopted an interesting method, in which an experiential learning activity on Healthy and Unhealthy (Junk) Food was conducted in the E.V.S. period. Students drew and coloured some healthy food items under the heading 'Happy Teeth' and some unhealthy food items under the heading 'Sad Teeth'.


This activity made it clear that even our teeth love healthy food and become happy after eating it.



CLASS – II

Activity: Noun Game

Students were familiarized with nouns through the names of persons, animals and places and things. Students were engaged with a Noun activity wherein they wrote the alphabets of their first names in the notebook and then they thought of some nouns starting with the alphabets of their names. Using their imagination, students had written the different nouns in a beautiful way. This activity helped the students to enhance their imagination as well as their grammatical skills.



Activity: Book Mark


A civil society needs rules and without rules, things become chaotic very quickly. Safety rules makes us aware about our own safety and safety of others. Our young scholars made an effort to spread the awareness of safety rules with their peers and family members through a Book Mark Activity in a very creative manner with the message on safety rules. They were further explained to use their unique book marks for their story books while reading.



Activity: Let's Expand the Numbers

Games with numbers are the tricks. It makes small numbers formidable, procures success to the weak, and esteem to all.

Students showcased their intelligence by completing the activity correctly using their own thinking capabilities. In this activity students were given an abacus drawn on a colourful sheet. Our young learners had written a 3-digit number of their own choice below abacus and then according to the place value of that particular digit they had pasted the stickers given by the teacher on the spikes of the abacus. This activity helped the students to internalize the concept of place value.



गतिविधि: बूझो तो जानें

पहेलियों का अपना महत्व है। पहेलियां विद्यार्थियों को स्वयं हल खोजने के लिए प्रेरित करती हैं।

यह गतिविधि र की मात्रा के रूपों पर आधारित थी। इस गतिविधि के अंतर्गत विद्यार्थियों को विभिन्न शब्द दिए गए। जिसके अंतर्गत रंगीन पेंसिल द्वारा उचित र की मात्रा का प्रयोग कर के शब्दों को पूरा करना था। इस गतिविधि द्वारा सभी विद्यार्थी र के विभिन्न रूपों को पहचानने में सक्षम रहे एवं पहेलियां हल करने से छात्रों में सोचने का कौशल विकसित हुआ।

Activity: First Aid Box

When more advanced care takes time to arrive, first aid aims to prevent medical conditions from deteriorating, help relieve pain, and provide reassurance.

In the activity 'First Aid Box', students had brought one medical aid (dettol, bandage, cotton etc.) and then they were guided to keep the things in the first aid box. This activity helped the young learners to know the importance of first aid box.



CLASS- III

ENGLISH



We all know that grammar skills are essential to students' success in their ability to communicate orally and in writing! To practice the same, we adopted a 'Speak-Up Pair Activity' for our class three graders on the topic "Gender Nouns". They practiced "Gender Identification" and how to use gender in the form of example sentences with the word gender as displayed in the flash cards. It proved to be a fun-based game activity in the classroom and helped the students learn and reciprocate in pairs.



हिंदी

गतिविधियाँ सीखने की प्रक्रिया का सबसे प्रभावशाली माध्यम हैं। ये विद्यार्थियों को खुद से सोचने, करने व सीखने के पर्याप्त अवसर प्रदान करती हैं। कहानी वाचन गतिविधि के द्वारा विद्यार्थियों में नैतिक मूल्यों का विकास होता है। इसी उद्देश्य से जुलाई माह में कक्षा तीन के सभी वर्गों में विषय संवर्धन गतिविधि (कहानी-वाचन) करवाई गई, जिसमें विद्यार्थियों ने अनुक्रमांक के अनुसार दिए गए लिंक की कहानी को संक्षिप्त रूप में कक्षा में प्रस्तुत किया। इस गतिविधि के द्वारा विद्यार्थियों की शब्दावली के साथ-साथ मौखिक अभिव्यक्ति का भी विकास हुआ।



Activity: RAINBOW TO 100



Students were introduced to concept of number bonds using previous knowledge of number bonds of 10. They could easily relate it to form number bonds of 100. Students created beautiful Rainbow to connect the numbers. They integrated arts and science to draw rainbow using VIBGYOR colour sequence. They could easily apply the concept to solve Mental Math questions based on them.

CLASSES IV & V

ENGLISH

PROP UP ACTIVITY



Walking up in the direction of the dreams, is all about giving wings to the imagination of the students. To cherish their imagination and with reference to the poem 'IMAGINATION', students of class IV were engaged in an activity where they brought some hand made props of candles, torch, sword, magic wand etc. Then, they were asked to narrate their imagination on the situations told by the teacher. Students came up with some extremely adventurous and exciting narrations. The activity was enjoyed by all.



A speak up activity on 'My Adventurous Tales' was conducted during the month of July for class V. It was linked with the literature lesson 'Bachendri Pal'. The students spoke well about the thrilling fun filled activities which they had experienced. They also talked about the interesting outcomes of their adventure. They shared very interesting anecdotes and participated enthusiastically in the activity.

हिंदी

सर्वनाम पुष्प

अनुभव आधारित गतिविधियाँ विद्यार्थियों को नए अनुभवों को तलाश करने, सीखने में रुचि पैदा करने तथा शब्दावली का विकास करने में सहायक होती हैं। इन गतिविधियों के द्वारा विद्यार्थियों को स्थाई ज्ञान प्राप्त होता है तथा उनमें आलोचनात्मक सोच का विकास होता है। इसी उद्देश्य से जुलाई महीने में शिक्षिका के मार्गदर्शन में कक्षा चार में सर्वनाम से संबंधित गतिविधि **सर्वनाम वृक्ष** करवाई गई। विद्यार्थियों ने उत्साहपूर्वक इस गतिविधि में भाग लिया व सर्वनाम के बारे में ज्ञान प्राप्त किया।



(सर्वनाम)

अनुभव आधारित गतिविधि विद्यार्थियों को नए अनुभवों को तलाश करने, सीखने में रुचि पैदा करने तथा शब्दावली का विकास करने में सहायक होती हैं। इस गतिविधि के द्वारा विद्यार्थियों को स्थाई ज्ञान प्राप्त होता है। इसी उद्देश्य द्वारा कक्षा पाँच के पाँचों वर्गों में अनुभव आधारित गतिविधि (सर्वनाम) करवाई गई। विद्यार्थियों ने उत्साहपूर्वक इस गतिविधि में भाग लिया। इस गतिविधि में विद्यार्थियों को स्मार्ट बोर्ड पर एक कहानी दिखाई गई, जिसे देखकर विद्यार्थियों ने बताया की इस पंक्ति में इस सर्वनाम का प्रयोग होगा। इस प्रकार एक – एक विद्यार्थी से पूछा गया। इस गतिविधि के द्वारा विद्यार्थियों की शब्दावली, मौखिक एवं लिखित अभिव्यक्ति का विकास हुआ।

MATHEMATICS




An activity in Class IV was planned to verify the **ORDER PROPERTY OF MULTIPLICATION** using star stickers or any other materials. Students learnt the concept of multiplication arrays and arranged the stickers or cut outs and pasted them in A-4 size sheets.

The **ORDER PROPERTY OF MULTIPLICATION** is embedded in their minds through this activity. It was a fun learning experience for both teachers and the students. Children showed active participation.

Activity – To explore the concept of Lowest Common Multiple (LCM)

Experiential methods for math instruction are methods that allow students to experience, or do, while they learn.

An activity based on ‘Learning by doing’ was planned to find **LCM of 2 given numbers** by cutting & pasting in Class V. The students were ready with 4 red coloured strips of 3 squares and 3 yellow coloured strips of 4 squares and showed active participation. The activity helped them to understand the concept of LCM and have more clarity.



EVS 1 (SCIENCE)

Activity: Life cycle of Animals



An Experiential learning activity was conducted in the class (Class IV) in which students pasted the cut outs of **different stages of life cycle of frog**. It was observed that the concept of different stages of frog's life was cleared to students because their participation was active and excellent.

Activity:-Survey on Balanced Diet

An Experiential learning activity was conducted in the class (Class V) in which students reported the nutrients present in the food items which they brought for their lunch. Students participated actively in the activity and they enjoyed it also. They knew the value of nutrients in their food.


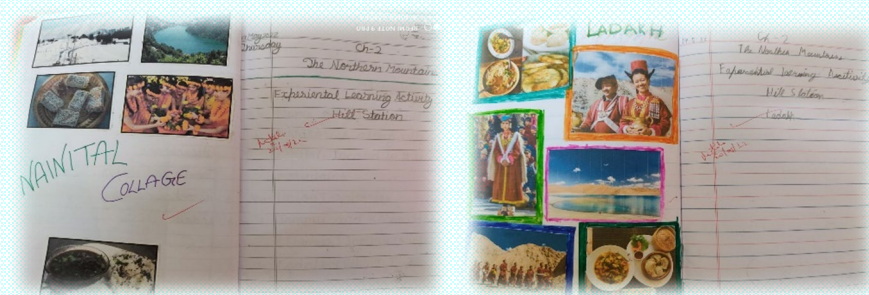



METROPOLIS
03/08/2022

EVS- 2 (SST)

Activity: Collage Making Activity

The students of Class IV did good research choosing any one state or a union territory (Jammu & Kashmir, Ladakh, Himachal Pradesh, Uttarakhand, Sikkim, Assam, Arunachal Pradesh, Nagaland, Meghalaya, Mizoram and Tripura) of the Northern Mountains and made a collage on its food, tourist places and the crops grown and labelled them in the notebook. The students completed the task enthusiastically as it was altogether a new experience for them. Their creativity and art skills were enhanced through this interesting activity and it helped the children to revise and reinforce the concepts in an enjoyable manner, which was achieved successfully.





The students of Class V were asked to draw ,colour and label the picture of the Climatic Zones or Heat Zones on the Earth, with the help of marking important latitudes. They used balls, cutout circles and paper plates to depict the heat zones to make the concept clear that different parts on the earth receive different amount of the sun rays.



FRENCH

To make the learning more fun - filled and effective, we incorporated an activity on **Alphabets** for our students – to draw and color the objects starting with the letters in their name in the notebook (Class IV) and to speak few sentences using adjectives, vocabulary and indefinite articles. (Class V).

