

-RALLI INTERNATIONAL SCHOOL

SESSION: 2022-23

EXPERIENTIAL LEARNING ACTIVITIES

MONTH : AUGUST

Curiosity is one of the permanent and certain characteristics of a vigorous intellect.

Samuel Johnson

We at Ralli, believe that a mind that is stretched by a new experience can never go back to its dimension and students must interact with their environment in order to learn and adapt.

Experiential Learning Activities are the activities done through Learning by doing. When the learning is done practically by doing the things it affects their young minds and helps them to understand the concept better along with the enjoyment.

These activities involve all the sense organs of the children and improve their concentration level so that it remains in their memory for long.

Here are glimpse of few such activities done in the month of August to practice the creative and critical thinking

CLASS: 1

ENGLISH

BOX SORTING

Nouns are the names given to different people, places, animals or things.

To illustrate the given topic an activity "Box Sorting" was conducted in the class in which the students participated and enjoyed doing the activity.



MATHS

PATTERNS



Patterns are all around us. They are a repeated arrangement of letters, numbers, pictures, objects, colours in a definite order. To strengthen the concept, the children created different types of beautiful patterns in the notebook

E.V.S.

BOND OF LOVE

Raksha Bandhan is a famous and favourite festival of all. It is a Hindu festival celebrated in August every year across the nation. It is celebrated between brothers and sisters.

The reason for celebrating Raksha Bandhan is to protect the bond of love, happiness, and care between brothers and sisters.


To enhance the excitement of this festival and add emotions to it, children made their own rakhi using different art and craft material.



हिंदी

इ की किताब

हिंदी भाषा में मात्रा की एक अहम् भूमिका है जिससे भाषा को अर्थ मिलता है। बिना मात्रा के अक्षर अधूरे होते हैं जिनका अर्थ नहीं निकलता। उन्ही मात्राओं में एक है छोटी इ की मात्रा जिसे कक्षा में नए और आसान रूप के द्वारा समझने के लिए गतिविधि करवाई गयी जिसमे छात्रों ने एक छोटी इ की मात्रा का शब्द किताब का चित्र कार्यपुस्तिका में चिपका कर उसमे इ की मात्रा के शब्द लिखे | इस गतिविधि में इ की मात्रा का चिन्ह कैसा होता है और व्यंजन के साथ कैसे प्रयोग किया जाता है यह भी समझाया गया।



Class – II

Activity: Describe Me

Describing words (adjectives) are words that are used to describe or provide additional information about a thing

and intensify the expression of the individuals.

The students performed an activity on describing words wherein they drew and coloured any one object of their choice in their notebooks and wrote five to six words describing the object. This activity helped the students to enhance their imagination as well as their vocabulary.



Activity: Spell Me Right



What could be the most enjoyable way to revise the chapter through an interesting game?

A game named ‘Spell Me Right’ based on the english chapter – ‘The Clever Jackal’ was held in the class. Students learnt correct spellings enthusiastically. In this game jumbled words related to the chapter were written on the board by the teacher and students were asked to write the correct words using their intelligence. This activity helped the students to memorise the new words of the chapter.

Activity: Make A Ten



Numbers are everywhere connected to everything we do. Addition helps kids master the relationship between numbers and understand how quantities relate to one another.

Students showcased their intelligence by completing the activity correctly using their own thinking capabilities. In this activity teacher called students in groups of 5 and gave a colorful card to each student. Two cards were blank, one card with addition sign, one with equal to sign and last card with number 10 on it. Students had to think of different numbers that could be written in the blank cards so that when they are added, the answer comes 10. This activity helped the students to internalize the concept of addition.

Activity: Cheese Addition




Number sense is so important for young math learners because it promotes confidence and encourages flexible thinking.

The objective of this activity was to make the learning more interesting and fun filled. In this activity teacher called the students in pairs and gave them a number ex-15, students were supposed to pick those slices which will make number 15 after addition. Each pair got one minute for this activity. Students were able to add given numbers in a joyful manner.

Activity: Addition is Fun

This art integrated activity helped the students to learn 3-digit addition in a simple and interesting way. In this activity students pasted three different shapes of colourful cut outs according to the place value of the digit given by their teacher. With the help of this fun filled activity students were able to recall the concept of Place value.



Activity: Ways to Keep Our Neighbourhood Clean




As humans, all of us live in a society we are bound to live in a neighbourhood. A good neighbourhood is important because it helps in providing a safe and secure atmosphere. The students were made to understand the importance of keeping our neighbourhood clean because it will create a hygienic and serene environment.

To strengthen the verbal skills and to build confidence, students spoke rules or ways that one should follow to keep the neighbourhood clean. This speaking activity enhanced the value of sharing and caring amongst students.

गतिविधि: मात्रा का सही स्थान

यह गतिविधि र की मात्रा के रूपों पर आधारित थी। इस गतिविधि के अंतर्गत विद्यार्थियों को विभिन्न शब्द दिए गए जिसके अंतर्गत रंगीन पेंसिल द्वारा उचित र की मात्रा का प्रयोग करके शब्दों को पूरा करना था। इस गतिविधि द्वारा सभी विद्यार्थी र के विभिन्न रूपों को पहचानने में सक्षम रहे।



Class - III

English

My Pronoun Pocket

Under 'My Pronoun Pocket' craftivity, the third-grade students created four pockets including a mix of Subject and Object pronouns in both singular as well as plural forms. After completing the craftivity, the students orally shared their answers in the class and thereby practiced types of pronouns in a sentence form too. They developed something that was hands-on and memorable!



हिंदी

अधिगम को प्रभावी व स्थाई बनाने के लिए प्राथमिक स्तर पर अनेक गतिविधियाँ करवाई जाती हैं। ऐसी ही 'वचन' व 'सर्वनाम' से संबंधित गतिविधियाँ (मौखिक प्रश्नोत्तरी व सर्वनाम वृक्ष) कक्षा तीन के विद्यार्थियों को अगस्त माह में करवाई गई, जिनमें विद्यार्थियों ने उत्साहपूर्वक भाग लिया तथा अपने कौशलों का प्रदर्शन किया। इन गतिविधियों के द्वारा विद्यार्थियों के कलात्मक कौशल के साथ-साथ शब्दावली, मौखिक एवं लिखित अभिव्यक्ति का विकास हुआ।



EVS

Activity: PARTS WE EAT

Plants are our green friends they provide us various things which help us to survive. An Experiential Learning Activity was conducted in the class in which the children pasted the pictures of various food items obtained from the different parts of the plants on a paper plate. The students exhibited a great participative spirit and was a fun-filled activity for them too



Maths

Activity: ADDITION BAR



Students used rectangular strips to represent known and unknown quantities in the word problem. Using 'bar model' to represent word problem helped them to understand conceptually what maths operation is required from the problem, and how each part combines to make the whole.

Class IV

English

Simon says is an old game which is loved by all the kids. Children not just like following the commands in a flow, but also love giggling and pointing out those who did wrong. To gear up their learning while developing their listening skills, 'Simon Says' activity was conducted with the students of class IV. Teacher spoke the commands with correct and incorrect



हिंदी

गतिविधि-वॉल हैंगिंग



अधिगम को प्रभावी व स्थाई बनाने के लिए हमारे विद्यालय में प्राथमिक स्तर पर अनेक गतिविधियाँ करवाई जाती हैं। कक्षा चार के विद्यार्थियों को विशेषण से संबंधित अनुभव आधारित गतिविधि (विशेषण - वॉल हैंगिंग) करवाई गई, जिसमें विद्यार्थियों ने विभिन्न संज्ञा शब्दों की विशेषताएँ लिखीं। विद्यार्थियों ने इस गतिविधि में उत्साहपूर्वक भाग लिया। इस गतिविधि के द्वारा विद्यार्थियों की शब्दावली एवं लिखित अभिव्यक्ति का विकास हुआ।

EVS-I

ACTIVITY : LIFECYCLE OF FROG

Experiential learning activity opens the gateway for students to imbibe the concept on the basis of learning by doing. Frogs are fascinating creatures which live on both land and water. To stretch the inquiry of the young minds an EL activity was conducted on 23 Aug,2022 (Tuesday) in which the children pasted the cutouts of different stages of development of life cycle of frog in correct order on a pastel sheet and labelled all the stages. The students exhibited a great participative team spirit.



Subject- EVS-2

Making the learning more fun - filled and effective, an activity was incorporated for our students – Paste and label the pictures of the people, monuments, dance and food of Uttar Pradesh in the notebook. The students completed the task enthusiastically by remembering all the facts. Their creativity and art skills were enhanced through this interesting activity and it helped the children to revise and reinforce the concepts in an enjoyable manner.



FRENCH

Making the learning more fun - filled and effective, we incorporated the new activities for our students – **Drawing of masculine and feminine objects** (3 each) and label them in French notebook. The learning became interesting and easy through this activity and it helped the children to revise the concept.



COMPUTER

Topic: Poster in MS-Word (Clean and Green Earth)

Students were asked to create a poster showing 'Clean and Green Earth' in MS-word. They used different formatting features like Insert Shape, Shape Fill, Shape outline, Shape effects, WordArt, Text Fill, Text outline, page colour & page border etc. while creating the poster. Students designed the posters according to the instructions given using MS-Word.



Class V

ENGLISH

PROP UP ACTIVITY'



A prop up activity was conducted during the month of August for class V. It was linked with the literature lesson 'Robinson Crusoe'. The students were asked to choose any one real object which can be a part of the survival kit. They spoke well about the real objects like first aid kit, rope, torch, food, water bottle etc. They participated enthusiastically in the activity.

हिंदी

अनुभव आधारित मौखिक गतिविधि - मुंबई की जानकारी

अनुभव आधारित गतिविधि विद्यार्थियों को नए अनुभवों को तलाश करने, सीखने में रुचि पैदा करने तथा शब्दावली का विकास करने में सहायक होती है। इस गतिविधि के द्वारा विद्यार्थियों को स्थाई ज्ञान प्राप्त होता है। इसी उद्देश्य द्वारा कक्षा पाँच के पाँचों वर्गों में अनुभव आधारित **मौखिक गतिविधि - मुंबई की जानकारी**



करवाई गई | विद्यार्थियों ने उत्साहपूर्वक इस गतिविधि में भाग लिया | इस गतिविधि में विद्यार्थियों ने पाठ के माध्यम से जो सीखा और अपने जीवन में वे कभी मुंबई घूमने गए हो और उन्होंने जो देखा उसी आधार पर विद्यार्थियों ने अपने विचार साझा किए | इस गतिविधि से विद्यार्थियों ने **मुंबई की जानकारी जानकारी** को भी जाना | इस गतिविधि के द्वारा विद्यार्थियों की शब्दावली, मौखिक एवं विचारात्मक अभिव्यक्ति का विकास हुआ |

MATHS

Activity on Equivalent Fractions


It was conducted during the regular class and completely guided by the teacher herself.

The students were ready with 3 uniform strips.

In this activity, Children showed the equivalent fractions using paper strips.

All of them were able to perform the activity and this helped them to understand the concept of Equivalent fractions by doing.

It was a fun learning experience for both teachers and the students.



EVS I

Types of Joints:

To fulfill the objective the activities are incorporated in classroom learning. The students were asked to make the model of different types of movable joints present in their body. They were asked to make these joints by using different colours clay , ice-cream sticks ,ball on A-4 size sheets. By doing this activity they were more aware about joints present in their body and its movement .They completed the task very beautifully and creatively. They also showed the team work and helped their peers. It was a wonderful learning experience for the students to show their creativity and skill .



EVS -II

Making of Igloo:

The students were asked to make the model of an igloo using cardboard, cotton, cutouts of pictures of different animals found in Greenland to make them more aware about the country and the lifestyle of the people living there.They completed the task applying lot of creativity.Their team spirit was instilled and experience was overwhelming.



French

Students made the stars and filled the colour in it and mentioned the colour and gender.

This activity enhanced the vocabulary about the colours and helped students to understand the gender and numbers play important role in Frenc



Computer

Topic: Tables in MS-Word

Students were asked to create a table showing 'Bill Details' in MS-word. They used different formatting features like merge & center, align, colour, border etc. while creating the table. They were asked to calculate total amount by using formula option in MS-Word. Students designed the tables according to the instructions given in MS-Word.

