

GLIMPSES OF EXPERIENTIAL LEARNING ACTIVITIES

(NOVEMBER)

CLASS: I

ENGLISH

DESCRIBE ME

Describing Words gives more information about the noun or a pronoun. It was introduced through an activity in which kids were asked to write four describing words for the given object.

HINDI

ऊ की मात्रा



मात्रा को समझाने के लिए बच्चों ने नोटबुक में तुक मिलाकर ऊ के शब्दों को सीढ़ी के रूप में लिखा। इस गतिविधि द्वारा बच्चों ने कई नए शब्द सीखे और ऊ की मात्रा का उपयोग सीखा।



MATH

SUNSHINE

SUBTRACTION

In order to help children, understand the method and various subtraction facts, an activity 'Sunshine Subtraction' was conducted in the class. The children guessed and wrote different facts of any chosen number.



E.V.S

OUR HELPERS



Community helpers help us to lead an easy and comfortable life. To pay them respect for their services children presented themselves as one of the helpers in the costume and spoke few lines on them.

CLASS-II

ENGLISH

KNOW ME BETTER

It is fun when you play such games with your friends. This is what the games about, learning new things and having fun.

The students were asked to draw two flowers of was & were. She asked them to write any four nouns/ pronouns in which was/ were is used. For eg — “HE” for was and “they” for were. This activity helped the students to revise the pronouns and know more about the use of was/were.



MATH


BALANCE THE EQUATIONS

An equation is basically saying that two things are equal. A balanced equation is an equation where both sides are equal to the same amount. Every child created addition and

BALANCE THE EQUATIONS



subtraction equations by choosing a number and balanced both equations. They made a balance and wrote the equations of addition or subtraction on both sides of it.



ANIMAL BINGO

Playing bingo improves number skills, including number recognition. It develops social skills. It enhances cognitive function.

Animal Bingo was played in the class in which students drew grid in the notebook and wrote names of different animals in it. Teacher spoke riddles about an animal, students identified the animal and filled that box according to the colour asked.



E.V.S

CLAY MODELLING

Clay Modelling is an activity that helps in the development of students in several ways. It nurtures the child's creativity, boosts imagination and imbibes self-confidence. Something from scratch is indeed to be proud of and empowering. Playing and modelling with clay helps the child to develop a sense of control. This activity was played in pairs of two students each, teacher gave clay of 2 different colours to each pair and showed some images of animals made with clay on the smart board. Teacher instructed them to make clay model of any animal. After they were done with the model the group shared information about the animal in the class.



HINDI

विलोम घर

विलोम शब्द का अर्थ - उल्टा या विपरीत। अतः किसी शब्द का उल्टा अर्थ व्यक्त करने वाला शब्द विलोमनार्थक शब्द कहलाता है। विलोमनार्थक शब्दों को प्रतिलोमार्थक और विलोम शब्द कहते हैं। यह गतिविधि विषय विलोम शब्द पर आधारित थी। इस गतिविधि के अंतर्गत सभी विद्यार्थियों को पीपीटी द्वारा विलोम शब्द चित्रों द्वारा दर्शाये गए। विद्यार्थियों को चित्रों को पहचानकर विलोम शब्द बनाए गए विलोम घर में लिखने थे। इस गतिविधि द्वारा विद्यार्थियों की मानसिक शक्ति का विकास हुआ।



Class:III

ENGLISH

INTERACTIVE STRIPS

The students created three colourful zigzag Foldable Strips for each of the Simple Forms of Tenses- Present, Past and Future. The students wrote their own 8- 10 word examples on the Present Tense Foldable. Then, they transformed the same word examples into their respective Simple Past and Simple Future tense forms. The same were written, likewise on the other two Foldable strips created. The kids added their own sentences for the past, present and future tense of any verb they chose. The students thoroughly enjoyed the Interactive Strips activity which kept them engaged in learning, too!



HINDI

अनेक शब्दों के लिए एक शब्द के गुब्बारों का गुच्छा



जो शब्द अनेक शब्दों के स्थान पर प्रयोग किए जाते हैं, उन्हें अनेक शब्दों के लिए एक शब्द कहते हैं। विद्यार्थियों को अनेक शब्दों के लिए एक शब्द पर आधारित गतिविधि करवाई गई, जिसका उद्देश्य उनके ज्ञान को स्थाई रूप से मज़बूत बनाना था। इस गतिविधि में विद्यार्थियों ने ए-4 शीट पर गुब्बारों के गुच्छे का चित्र बनाकर उसमें रंग भरा तथा अध्यापिका द्वारा पूछे गए अनेक शब्दों के लिए एक शब्द बताते हुए उन्हें प्रत्येक गुब्बारे पर लिखा। इस गतिविधि के द्वारा विद्यार्थियों की शब्दावली, कलात्मक कौशल, मौखिक एवं

लिखित अभिव्यक्ति का विकास हुआ।

MATH

BUILD YOUR DIVISION SNOW MAN

The main aim for the activity was to ensure students develop the conceptual understanding of division as repeated subtraction. In the activity, students used circle cut outs of different sizes to perform subtraction in each circle till we get zero. Later, students counted the number of circles they used. This gave the quotient. Students pasted these circle cut outs in the form of a snow man and decorated it using their creativity. Students were able to visually represent the division concept as repeated subtraction.



E.V.S

LET'S FLY WITH BIRDS!

An interesting Origami Bird Craft activity was conducted for the kids in the month. The students were explained the procedure to make paper birds -the Easy way out! They came out with colorful paper birds craft following specific instructions given. Lot of zeal and effort was noticed in the students while doing the activity that added value to the same. The students also learned the birds characteristics through observations which enable them to fly. The activity was a great fun and engaging one for all.



CLASS IV

ENGLISH

"IF I WERE A BUTTERFLY"

Butterflies are nature's angels. The word 'butterfly' in itself brings cheer and smile on the face. With reference to the poem 'Oh Butterfly where do you go?', the students spoke on the topic 'If I were a butterfly'. They participated individually and creatively presented their imagination. They made colorful props and some recited self composed poem on the same.



HINDI

विलोम शब्द लता

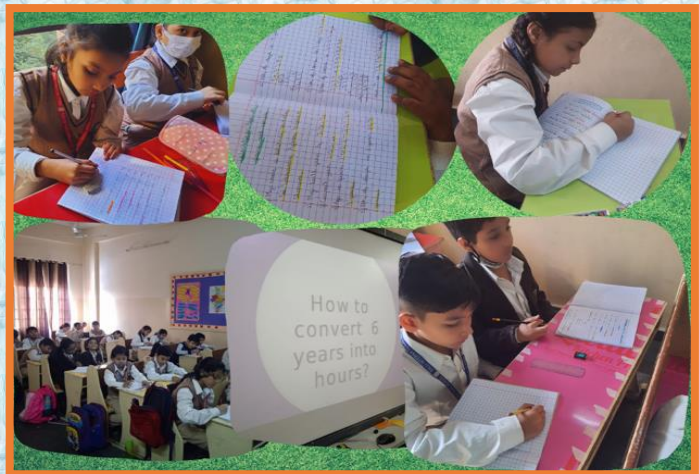


शब्दों के विपरीत जानने से हमें विभिन्न अवधारणाओं की तुलना करने में मदद मिल सकती है जिससे शब्दावली विकसित होती है। इसी उद्देश्य को पूर्ण करने हेतु नवंबर माह में विलोम शब्द से संबंधित गतिविधि 'विलोम शब्द लता' करवाई गई। इसके द्वारा सभी विद्यार्थियों ने विभिन्न शब्दों के विलोम के बारे में जाना।

MATHS

CALCULATING AGE IN YEARS AND HOURS

Students learnt to calculate age in years through this activity. They learnt to convert years into hours. They found and used the UNITARY METHOD of calculation while doing this activity. They learnt important conversions of TIME in a playful method.



EVS -I

ROLE PLAY ON VARIOUS PLANETS

Universe, the whole cosmic system of matter and energy of which Earth and therefore human race is a part. Students learnt about different features of planets in our universe through role play activity on one planet of their choice.



EVS-II

ISLAND

Through activities students get a chance to learn concept from their curriculum and acquire skills. The children were asked to draw a picture of an island on an A 4 size sheet. They drew island, coconut trees, beaches, sand, marine creatures etc. They also wrote some lines on an island group of India by recollecting the knowledge, based on their learning experience.

FRENCH

LES ANIMAUX

Students pasted and drew the pictures of animals and wrote the names in French. It enhanced the vocabulary of the topic.



संस्कृत

संस्कृत में अव्यय-परिचय से संबंधित अनुभव आधारित गतिविधि कक्षा चतुर्थी के छात्रों को माह नवम्बर में में करवाई गई। इसमें छात्रों ने अव्यय शब्दों का अर्थ सहित वाक्य प्रयोग अपनी संचिका किया। छात्रों ने इस गतिविधि में उत्साहपूर्वक भाग लिया तथा अपने कौशलों का प्रदर्शन किया।



COMPUTER SCIENCE

Power Point Presentation -Four Seasons

Students were asked to create presentation using MS-PPT .They used different text effects ,shapes ,pictures. They also used themes ,templates for applying design on slide. Using F5 function key they all have shown their presentation. Students have

created beautiful Presentations according to the instructions given using MS-Power Point Presentation 2016.



CLASS V


ENGLISH

PICTURE DICTATION ON PREPOSITIONS

Picture Dictation on Prepositions was conducted during the month of November for class V. The students were given a set of instructions. Each instruction had a preposition. They drew a beautiful Christmas scene following the instructions. They participated enthusiastically in the activity and also described the picture using prepositions.

HINDI

प्राकृतिक दृश्य



इस गतिविधि में विद्यार्थियों ने प्राकृतिक दृश्य ए - 4 साइज़ शीट पर बड़ी सौंदर्यता से बनाया। इस गतिविधि में विद्यार्थियों ने त्येक चित्र में उसके पर्यायवाची लिखे। जैसे - पहाड़ बनाया तो पहाड़ का पर्यायवाची पर्वत, गिरी आदि। इसी प्रकार अन्य चित्रों के पर्यायवाची लिखे। इस गतिविधि से विद्यार्थियों ने पर्यायवाची शब्दों को जाना। इस गतिविधि के द्वारा वद्यार्थियों की शब्दावली, मौखिक एवं लिखित अभिव्यक्ति का विकास हुआ।

MATH

ADDITION OF DECIMALS



It was conducted during the regular class and completely guided by the teacher herself. The students were ready with 10x10 grid and 1x10 strip.

In this activity, Children did addition of decimal through colouring. All of them were able to perform the activity. The clarity of this concept helped them to understand the concept of addition of Decimals by doing. It was a fun learning experience for both teachers and the students.

EVS- I

PHASES OF MOON



As the moon orbits the earth, the Sun lights up different parts of it making it seem as if the moon is changing shapes. These changing shapes of moon are known as Phases of moon.

Student made different phases of moon by using Oreo white cream biscuits. They placed biscuits on A-4 size sheet to show the illuminated part of the moon.

EVS-II

GRASSLANDS-PRAIRIES

Activities enable to improve academic achievement, relationships with classmates and leadership growth. To attain this goal the children made collage on the Prairies Grasslands of North America. The class was divided in groups and lead by leaders, who gave the task to the members. They brought pictures of wildlife, grasslands, farmlands, ranches, dairy farms of Prairies to



show the lifestyle of the people there. The children created interest and enjoyed, by showing their skills and creativity.

COMPUTER

Working with pictures & shapes in PowerPoint

Students were asked to create slides in PowerPoint. They used online pictures, shapes and bullets features. Some students downloaded pictures directly from internet. They also used pictures & shapes tools, WordArt and text box options to make attractive slides.



FRENCH

Présentez quelqu'un



Students described their favourite person very well. They learnt how to use the verbs, adjectives, nationality, colours. It enhanced students' oral skills and gave them confidence.

संस्कृत

अनुभव आधारित गतिविधि

संस्कृत में मध्यम पुरुष द्विवचन से संबंधित चित्र बनाकर संस्कृत वाक्य रचना करवायी गई। जिसमें छात्रों ने कॉपी में संस्कृत में वाक्य लिखे। छात्रों ने इस गतिविधि में उत्साहपूर्वक भाग लिया तथा अपने कौशल का प्रदर्शन किया।

